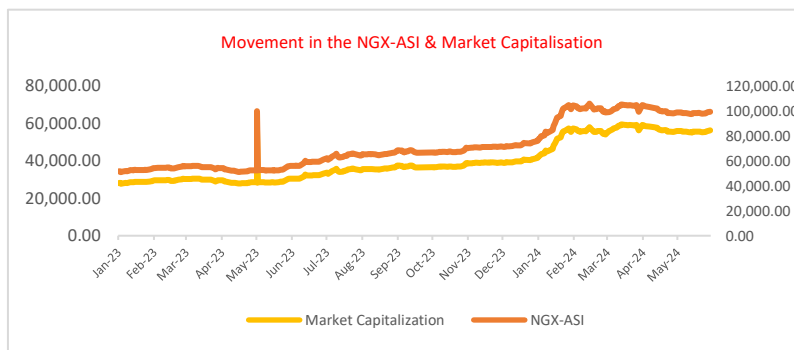




## The Bulls Extend Gains by N6.19bn as Investors Pick on High-Cap Stocks; Naira Plummets 0.15% to ₦1,510.10 /\$ in Official Market...

Investors gained N6.19 billion in the equities market at the close of the session on Thursday. The NGX All-Share Index rose marginally by 0.01% to close at 99,396.23 points, bringing the year-to-date return to 32.93%. Buying interest was noted across the market as share prices of stocks such as CUTIX, SEPLAT, LASACO, CWG, and UCAP rallied by +10.00%, +10.00%, +9.95%, +9.85%, and +9.79%, respectively, due to bargain-hunting activities by investors. Consequently, the Exchange recorded 33 gainers outpacing 16 losers. Market breadth indicated optimism, with total deals, volume, and value showing robust performances by 0.25%, 91.55%, and 154.67%, respectively, amounting to 7,616 deals, 529.37 million units, and N10.49 billion. Sectoral performance remained bullish as all tracked sub-sectors closed in the green. The Oil/Gas Index led the gainers with a 5.71% increase, driven by a share price gain in SEPLAT. The Banking index followed with a 1.12% gain, attributable to share price increases in UBA, WEMA, STERLINGNG, and ACCESSCORP. The Insurance, Consumer Goods, and Industrial Goods indices recorded modest gains of 0.11%, 0.24%, and 0.01%, respectively. GTCO emerged as the most traded security in terms of both volume and value, with 66.05 million units valued at N2.93 billion, transacted in 259 trades. Overall, the market capitalization of listed equities increased by 0.01% to reach N56.23 trillion.

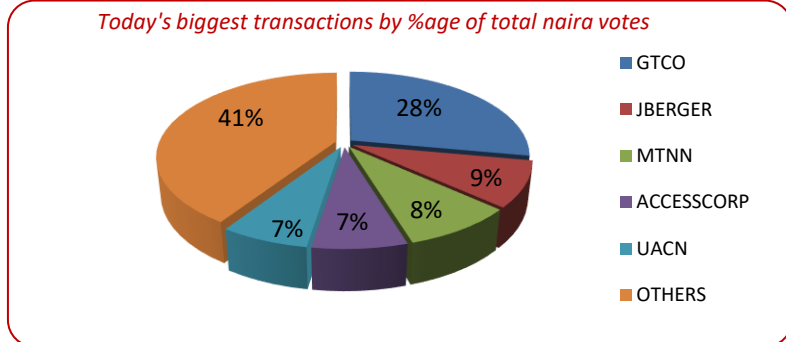


TENOR	NIBOR as @ 27/06/2024	NIBOR as @ 26/06/2024	PPT
Overnight	23.7300	23.6300	0.10
1 Month	23.4200	23.2100	0.21
3 Months	23.1800	23.2900	-0.11
6 Months	24.0700	23.8600	0.21

Source: FMDQ

TENOR	NITTY as @ 27/06/2024	NITTY as @ 26/06/2024	PPT
1Month	18.8800	18.1400	0.74
3 Months	18.9800	19.0200	-0.04
6 Months	21.2800	21.2400	0.04
12 Months	25.0000	25.2900	-0.29

Source: FMDQ



MARKET STATISTICS	CLOSE	PREVIOUS	TODAY'S%	YTD %
All Share Index (ASI)	99,396.23	99,385.44	0.01	32.929
Deals	7,616	7,597	0.25	
Volume (millions)	529.37	276.36	91.55	
Value (₦ Millions)	10,493.16	4,120.30	154.67	
Market Cap (₦ billions)	56,227.51	56,221.32	0.01	37.417

SECTORED INDICES	CLOSE	PREVIOUS	TODAY'S % Δ
NGX BANKING	824.30	815.19	1.12
NGX INSURANCE	385.72	385.31	0.11
NGX CONSUMER GOODS	1,584.22	1,580.37	0.24
NGX OIL/GAS	1,440.67	1,362.80	5.71
NGX IND	4,696.04	4,695.56	0.01

Source: NGX, Cowry Research

Bond Name	Maturity (Years)	Bid Price	Daily Δ	Offeryield	Yield YTD PPT Δ
16.29% FGN MAR 2027	10	95.00	0.00	18.67%	0.056
12.50% FGN MAR 2035	15	70.67	0.00	18.97%	0.041
16.25% FGN APR 2037	20	88.38	0.00	18.64%	0.032
12.98% FGN MAR 2050	30	74.43	0.00	17.50%	0.014

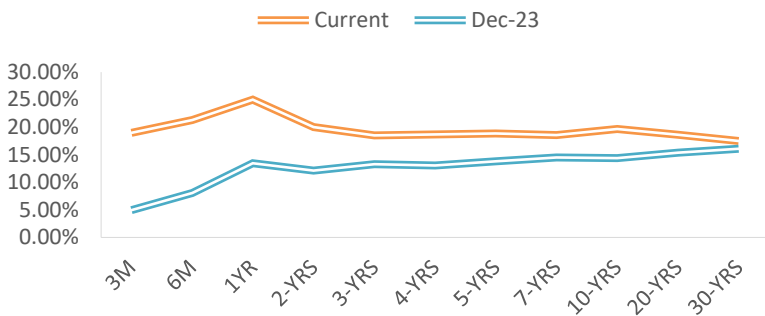
Source: FMDQ

EurobondName	Maturity (Years)	Bid Price	Daily Δ	Offer Yield	Yield YTD PPT Δ
6.50 NOV 28, 2027	10	92.27	-0.02	9.18%	-0.001
7.69% FEB 23, 2038	20	76.75	-0.16	11.03%	0.009
7.62% NOV 28, 2047	30	71.78	-0.03	11.00%	0.011

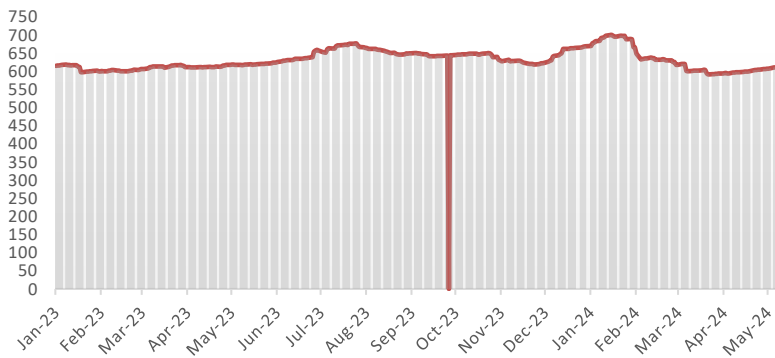
Source: FMDQ



## NAIRA YIELD CURVE



## S&P/FMDQ Nigeria Sovereign Bond Index (NGN)



## Money Market

In the money market, the Overnight NIBOR increased by 0.10% to reach 23.73% as the primary market sales from the Nigerian Treasury bills constrained system liquidity. Additionally, key money market rates such as the Open Repo Rate (OPR) and Overnight Lending Rate (OVN) surged conclude at 23.68% and 24.18%, respectively.

Meanwhile, NITTY rates closed in the mixed bag, even as the average T-bills yield decreased by a base point to close at 19.74%.

## Bond Market

In the FGN bond market, average secondary market yield stayed muted at 18.73%, despite yield expansions of 0.02% and 0.01% in the MAR-25 and JAN-26 FGN instruments.

Elsewhere, the value of FGN Eurobonds decreased for most maturities due to bearish sentiment. Consequently, the average secondary market yield increased to 10.21%.

## Foreign Exchange Market

In the foreign exchange market, the Naira depreciated against the dollar by 0.15% in the official NAFEM market, closing at ₦1,510.10 per dollar. At the parallel market, the Naira closed at ₦1,500 per dollar.

## Global Commodity Market

At 3:30 p.m. GMT+1, Brent crude advanced by 1.05% to \$86.14 per barrel, and WTI crude rose by 0.95% to reach \$81.67 per barrel.

Source: FMDQ, Trading Economics, OilPrice.com, S&P Dow Jones, Cowry Research

USD/NGN Exchange Rate	27/06/2024	Previous	Daily %
I&E FX	₦1,510.10	₦1,507.83	0.15%
Parallel	₦1,500	₦1,500	0.00%

Major Currencies & Commodities	27/06/2024	Daily %	Yearly %
EURUSD	1.0715	0.33%	-1.81%
GBPUSD	1.266	0.28%	0.13%
USDZAR	18.4543	1.53%	-1.04%
USDEGP	48.0301	0.06%	55.69%
Crude Oil, \$/bbl	81.665	0.95%	16.99%
Brent, \$/bbl	86.144	1.05%	15.83%
Natural Gas, \$/MMBtu	2.741	-0.14%	1.93%
Coal, \$/T	133	-0.37%	3.99%
Gold, \$/t.oz	2324.21	1.13%	21.84%
Wheat, \$/Bu	557.52	-0.53%	-16.83%
Palm Oil, MYR/T	3908	0.80%	3.73%
Cocoa, \$/T	7639.58	-1.55%	134.00%

### IMPORTANT DISCLOSURES

This report is produced by the Research Desk, Cowry Asset Management Limited (COWRY) as a guideline for Clients that intend to invest in securities on the basis of their own investment decision without relying completely on the information contained herein. The opinion contained herein is for information purposes only and does not constitute any offer or solicitation to enter into any trading transaction. While care has been taken in preparing this document, no responsibility or liability whatsoever is accepted by any member of COWRY for errors, omission of facts, and any direct or consequential loss arising from the use of this report or its contents.



# Cowry Daily Market Insight 27 June 2024

Corporate Bond Issuer	Description	Issue Date	Maturity Date	Coupon (%)	Yield (%)	Daily Δ
FLOUR MILLS OF NIGERIA PLC	11.10 FLOURMILLS IIIB 27-FEB-2025	27-Feb-20	27-Feb-25	11.10	24.98	0.03
LAPO MFB SPV PLC	13.00 LAPO MFB II 30-MAR-2025	30-Mar-20	30-Mar-25	13.00	21.75	0.03
DANGOTE CEMENT PLC	12.50 DANGCEM I 30-APR-2025	24-Apr-20	30-Apr-25	12.50	23.01	0.03
UNITED CAPITAL PLC	12.50 UNICAP I 28-MAY-2025	28-May-20	28-May-25	12.50	23.73	0.03
PARTHIAN PARTNERS FUNDING SPV PLC	13.50 PAPF SPV I 27-Jul-2025	27-Jul-22	27-Jul-25	13.50	21.51	0.02
UNION BANK OF NIGERIA PLC	15.75 UNION II 3-SEP-2025	07-Sep-18	03-Sep-25	15.75	20.64	0.02
STERLING INV. MGT. PLC	16.25 STERLING INV. II 6-OCT-2025	05-Oct-18	06-Oct-25	16.25	22.79	0.02
WEMA FUNDING SPV PLC	16.50 WEMA FUNDING SPV II 12-OCT-2025	12-Oct-18	12-Oct-25	16.50	22.81	0.01
CORONATION MB FUNDING SPV PLC	6.25 CORO MB SPV I 30-NOV-2025	30-Nov-20	30-Nov-25	6.25	21.19	0.01
FLOUR MILLS OF NIGERIA PLC	5.50 FLOURMILLS IV A 15-DEC-2025	14-Dec-20	15-Dec-25	5.50	19.72	0.01
CARDINALSTONE FINANCING SPV PLC	7.00 CARDINAL SPV I 30-DEC-2025	30-Dec-20	30-Dec-25	7.00	21.42	0.03
FSDH FUNDING SPV PLC	8.50 FSDH SPV PLC IA 16-FEB-2026	16-Feb-21	16-Feb-26	8.50	19.62	0.01
FSDH FUNDING SPV PLC	8.00 FSDH SPV PLC IB 16-FEB-2026	16-Feb-21	16-Feb-26	8.00	19.62	0.01
MECURE INDUSTRIES FUNDING SPV PLC	13.00 MECURE SPV PLC I 31-MAR-2026	31-Mar-21	31-Mar-26	13.00	22.41	0.02
FLOUR MILLS OF NIGERIA PLC	14.5 FLOURMILL I 9-MAY-2026	09-May-23	09-May-26	14.50	20.89	0.02
DANGOTE CEMENT PLC	12.50 DANGCEM IB 30-MAY-2026	26-May-21	30-May-26	12.50	19.54	0.00
ACCESS BANK PLC	15.50 ACCESS BANK 23-JUL-2026	23-Jul-19	23-Jul-26	15.50	21.91	0.01
MTN NIGERIA COMMUNICATIONS PLC	13.50 MTNN IA 30-SEP-2026	30-Sep-22	30-Sep-26	13.50	19.57	0.00
SUNDRY FOODS FUNDING SPV PLC	13.50 SUNDRY SPV PLC I 15-DEC-2026	15-Dec-21	15-Dec-26	13.50	19.92	0.01
EAT & GO FINANCE SPV PLC	14.25 EAT & GO FINANCE SPV 17-DEC-2026	17-Dec-19	17-Dec-26	14.25	21.44	0.01
DANGOTE CEMENT PLC	11.85 DANGCEM IIA 30-APR-2027	27-Apr-22	30-Apr-27	11.85	19.71	0.00
AXXELA FUNDING 1 PLC	14.30 AXXELA I 20-MAY-2027	20-May-20	20-May-27	14.30	21.35	0.00
ACCELEREX SPV PLC	14.00 ACSP I 15-JUN-2027	15-Jun-22	15-Jun-27	14.00	21.83	0.00
NOVAMBL INVESTMENTS SPV PLC	12.00 NOVAMBL SPV I 23-JUL-2027	23-Jul-20	23-Jul-27	12.00	22.72	0.00
UNICAP	15.00 UNICAP II 14-SEP-2027	14-Sep-22	14-Sep-27	15.00	20.75	0.00
*NMRC	7.20 NMRC III 2-NOV-2027	02-Nov-20	02-Nov-27	7.20	22.05	0.00
VIATHAN FUNDING PLC	16.00 VIATHAN (GTD) 14-DEC-2027	15-Dec-17	14-Dec-27	16.00	19.54	0.00

[www.cowryasset.com](http://www.cowryasset.com)

#### IMPORTANT DISCLOSURES

This report is produced by the Research Desk, Cowry Asset Management Limited (COWRY) as a guideline for Clients that intend to invest in securities on the basis of their own investment decision without relying completely on the information contained herein. The opinion contained herein is for information purposes only and does not constitute any offer or solicitation to enter into any trading transaction. While care has been taken in preparing this document, no responsibility or liability whatsoever is accepted by any member of COWRY for errors, omission of facts, and any direct or consequential loss arising from the use of this report or its contents.



# Cowry Daily Market Insight 27 June 2024

Corporate Bond Issuer	Description	Issue Date	Maturity Date	Coupon (%)	Yield (%)	Daily Δ
FLOUR MILLS OF NIGERIA PLC	6.25 FLOURMILLS IV B 14-DEC-2027	14-Dec-20	14-Dec-27	6.25	20.47	0.00
BUA CEMENT PLC	7.50 BUACEM I 30-DEC-2027	30-Dec-20	30-Dec-27	7.50	19.59	0.00
*ARADEL HOLDINGS PLC	17.00 ARAD I 13-JAN-2028	13-Jan-23	13-Jan-28	17.00	19.61	0.00
MTN NIGERIA COMMUNICATIONS PLC	13.00 MTN COM PLC I 5-MAY-2028	05-May-21	05-May-28	13.00	19.79	0.00
DANGOTE CEMENT PLC	13.50 DANGCEM IC 30-MAY-2028	26-May-21	30-May-28	13.50	19.77	0.00
C&I LEASING PLC	15.50 C&I LEASING II 3-JUN-2028	03-Jun-21	03-Jun-28	15.50	21.23	0.00
CERPAC RECEIVABLES FUNDING SPV PLC	14.50 CERPAC-SPV III 15-JUL-2028	10-Sep-21	15-Jul-28	14.50	21.91	0.00
SUNDRY FOODS FUNDING SPV PLC	16.00 SUNDRY SPV PLC II 23-OCT-2028	23-Oct-23	23-Oct-28	16.00	19.84	0.00
ARDOVA PLC	13.30 ARDOVA PLC IA 12-NOV-2028	12-Nov-21	12-Nov-28	13.30	20.11	0.00
EAT & GO FINANCE SPV PLC	13.25 EAT & GO FINANCE SPV 8-MAR-2029	08-Mar-22	08-Mar-29	13.25	21.79	0.00
PRESKO PLC	12.85 PRESKO PLC 5-APR-2029	05-Apr-22	05-Apr-29	12.85	20.64	0.00
DANGOTE CEMENT PLC	12.35 DANGCEM IIB 30-APR-2029	27-Apr-22	30-Apr-29	12.35	19.80	0.00
UNION BANK OF NIGERIA PLC	16.20 UNION III 27-JUN-2029	27-Jun-19	27-Jun-29	16.20	22.05	0.00
DANGOTE INDUSTRIES FUNDING PLC	12.75 DANGIFP IA 19-JUL-2029	19-Jul-22	19-Jul-29	12.75	20.61	0.00
GEREGU POWER PLC	14.50 GERP I 28-JUL-2029	28-Jul-22	28-Jul-29	14.50	21.60	0.00
*NMRC	14.90 NMRC I 29-JUL-2030	29-Jul-15	29-Jul-30	14.90	19.80	0.00
TSL SPV PLC	10.00 TSL SPV I (GTD) 6-OCT-2030	06-Oct-20	06-Oct-30	10.00	21.40	0.00
FBNQ MB FUNDING SPV PLC	6.25 FBNQ MB SPV II 16-DEC-2030	16-Dec-20	16-Dec-30	6.25	21.03	0.00
FIDELITY BANK PLC	8.50 FIDELITY I 7-JAN-2031	07-Jan-21	07-Jan-31	8.50	21.03	0.01
EAT & GO FINANCE SPV PLC	18.00 EGFS 22-FEB-2031	22-Feb-24	22-Feb-31	18.00	22.14	0.00
PRIMERO BRT SECURITISATION SPV PLC	17.00 PRIMERO BRT-SPV 27-OCT-2031	24-May-19	27-Oct-31	17.00	21.68	0.00
MTN NIGERIA COMMUNICATIONS PLC	12.75 MTN COM PLC II 4-NOV-2031	04-Nov-21	04-Nov-31	12.75	20.99	0.00
ARDOVA PLC	13.65 ARDOVA PLC IB 12-NOV-2031	12-Nov-21	12-Nov-31	13.65	20.50	0.00
GPC-SPV COMPANY PLC	13.00 GPC SPV PLC (GTD) 23-NOV-2031	23-Nov-21	23-Nov-31	13.00	19.64	0.00
PAT DIGITAL INFRA FUND SPV PLC	13.25 PAT SPV PLC (GTD) 2-FEB-2032	02-Feb-22	02-Feb-32	13.25	19.91	0.00
DANGOTE CEMENT PLC	13.00 DANGCEM IIC 30-APR-2032	27-Apr-22	30-Apr-32	13.00	19.83	0.00
DANGOTE CEMENT PLC	13.00 DANGCEM IIC 30-APR-2032	19-Jul-22	19-Jul-32	13.50	19.96	0.00
MTN NIGERIA COMMUNICATIONS PLC	14.50 MTNN IB 30-SEP-2032	30-Sep-22	30-Sep-32	14.50	19.44	0.00
DANGOTE INDUSTRIES FUNDING PLC	13.50 DANGIFP IB 19-JUL-2032	19-Jul-22	19-Jul-32	16.75	20.62	0.00
*NMRC	13.80 NMRC II 15-MAR-2033	21-May-18	15-Mar-33	13.80	20.10	0.00
GEL UTILITY FUNDING SPV PLC	15.15 GEL UTILITY-SPV (GTD) 28-AUG-2034	28-Aug-19	28-Aug-34	15.15	21.60	0.00
LFZC FUNDING SPV PLC	13.25 LFZC II 16-MAR-2042	10-May-22	16-Mar-42	13.25	19.63	0.00
LFZC FUNDING SPV PLC	15.25 LFZC III 29-MAR-2043	29-Mar-23	29-Mar-43	19.76	19.55	0.00
FCMB GROUP PLC	16.00 FCMB I (PERP)	16-Feb-23	-	16.00	20.79	0.00
FCMB GROUP PLC	16.00 FCMB II (PERP)	24-Oct-23	-	16.00	19.82	0.00

[www.cowryasset.com](http://www.cowryasset.com)

#### IMPORTANT DISCLOSURES

This report is produced by the Research Desk, Cowry Asset Management Limited (COWRY) as a guideline for Clients that intend to invest in securities on the basis of their own investment decision without relying completely on the information contained herein. The opinion contained herein is for information purposes only and does not constitute any offer or solicitation to enter into any trading transaction. While care has been taken in preparing this document, no responsibility or liability whatsoever is accepted by any member of COWRY for errors, omission of facts, and any direct or consequential loss arising from the use of this report or its contents.